


MANUAL EQUIPMENT


Manual socket welders for joining pipes and fittings, in compliance with the standards in force. They feature an aluminum heating plate and a practical, heat-insulated plastic handle. They can weld PE, PP, PP-R, PVDF pipes and fittings, and they're characterized by different shapes and working ranges, suitable for different applications. They're available with an adjustable electronic thermoregulator (**TE**), or with a fixed electronic thermostat (**TFE**). This new TFE control system features a new self-diagnostic device, provided with an alarm, which would alert the operator in case of anomaly; at the same time, the heating element would switch off automatically. Thanks to an algorithm PID microcontroller, combined with a platinum sensor, the temperature control system can react faster to the external temperature fluctuations, and guarantee higher reliability and longer durability.



R 25



R 63



R 125 Q

SUPPLIED WITH

All models are composed of:


- **Socket welder;**
- **fork support;**
- **bench vice (except R 25);**
- **allen wrench;**
- **pin for sockets & spigots.**

ON REQUEST (ACCESSORIES)

- **Bench vice (for R 25);**
- **Carrying case in electro-painted steel;**
- **Sockets and spigots (male/female).**



Fork support



Bench vice

TECHNICAL FEATURES

Power supply(*)	230 V – Single phase 50/60 Hz (TE)	100 - 230 V Single phase 50/60 Hz (TFE)
Working temperature	TFE: 260°C (± 1°) TE: 180 ÷ 290°C	
Ambient temperature	-5 ÷ +40°C	
Materials	PE, PP, PP-R, PB, PVDF	

Model	Ø Max. diameter	Absorbed power	Dimensions (W x D x H)	Weight
R 25	25 mm	500 W	115 x 50 x 320 mm	1,44 Kg
R 63	63 mm	800 W	175 x 50 x 360 mm	1,82 Kg
R 125 Q	125 mm	1400 W	175 x 50 x 395 mm	3,16 Kg

Fork support

Dimensions (W x D x H)	Weight
225 x 195 x 90 mm	0,40 Kg

Male/female sockets and spigots

Ø 16	Ø 20	Ø 25	Ø 32	Ø 40	Ø 50	Ø 63	Ø 75	Ø 90
0,08	0,12	0,15	0,22	0,32	0,45	0,60	0,77	1,20
							Ø 110	Ø 125
							1,82	2,13

Total weight: 7,86 Kg

(*) The 110 V – single phase – 50/60 Hz version available for the following models: **R 63 TFE e TE 800 W, R 125Q TFE e TE – 1400 W.**



Wrench pin



Steel case



Sockets & spigots